


LITHIUM-ION / NNP + HRL TECHNOLOGY

A perfect combination of high energy density (e.g. NNP technology), safety (e.g. PSS and HRL technology) and long-life shows what is possible with Lithium-Ion battery technology from Panasonic. Excellent battery safety on one hand, and superior battery performance on the other: this is what Panasonic stands for.

LI-ION • 3D ILLUSTRATION

- 1 Positive pole
- 2 Positive Temperature Coefficient Device (PTC)
- 3 Gasket
- 4 Collector
- 5 Insulator
- 6 Cathode
- 7 Anode
- 8 Negative pole (cell can)
- 9 Separator
- 10 Current Interrupt Device (CID)
- 11 Exhaust gas hole




Nickel Oxide Based New Platform (NNP)

This new Lithium-Ion battery technology contains on one side a unique high capacity Nickel based positive electrode and on the other side a material and processing technology. The latter prevents deformation of the Alloy-based negative electrode when subjected to repeated charge and discharge. This is what our **Nickel Oxide Based New Platform (NNP)** stands for.*1

Characteristics of the Panasonic NNP technology:

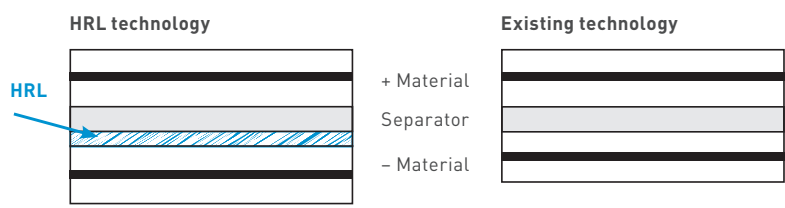
- Good cycle life performance
- High energy density
- The new Nickel positive electrode excels in durability in actual use and charge retention
- Low self-discharge
- Long storage reliability through reduced metal elution



Heat Resistance Layer (HRL)

Nowadays all electronic devices getting more powerful, sophisticated and feature-laden and therefore require more robust and safer batteries. Increasing energy-density, however, raises the risk of overheating and ignition due to internal short-circuiting. Panasonic deploys the **Heat Resistance Layer (HRL)** technology to improve the safety of Lithium-Ion batteries significantly. This heat resistance layer consists of an insulating metal oxide on the surface of the electrodes which prevents the battery from overheating if an internal short-circuit occurs.

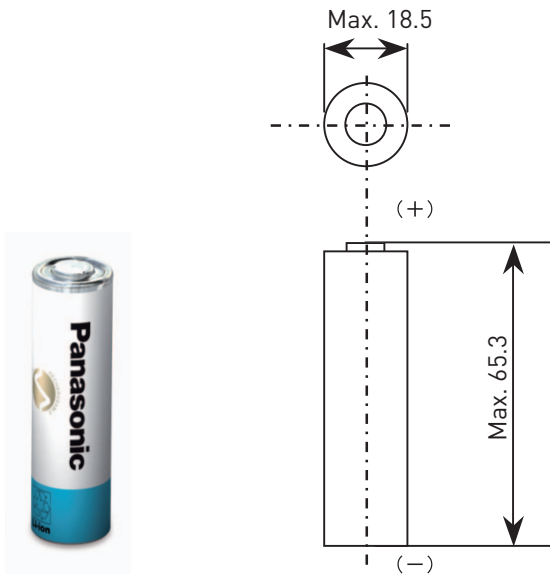
Safety is the base for everything. Higher energy can be established based on safety technology.



*1 Panasonic Lithium-Ion cells must always be equipped with a safety unit.

*2 PEC: Panasonic Energy Company.

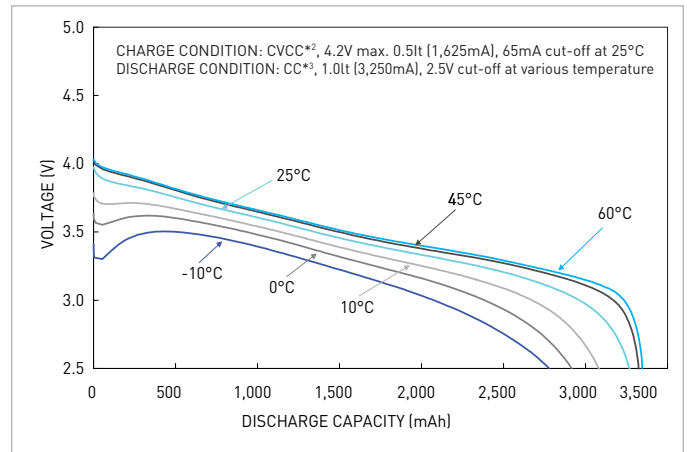
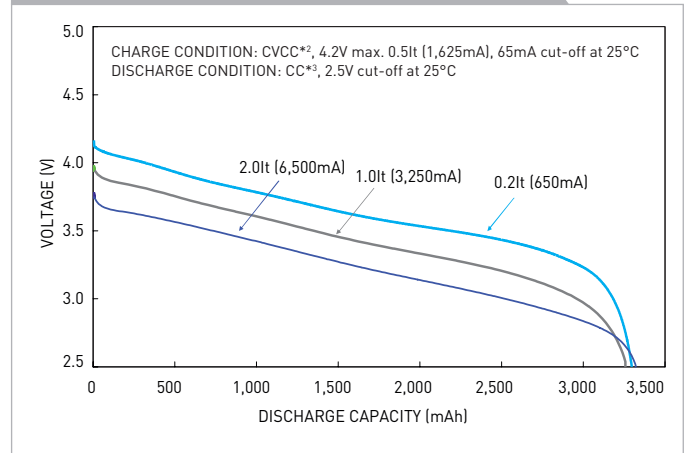
DIMENSIONS (MM)



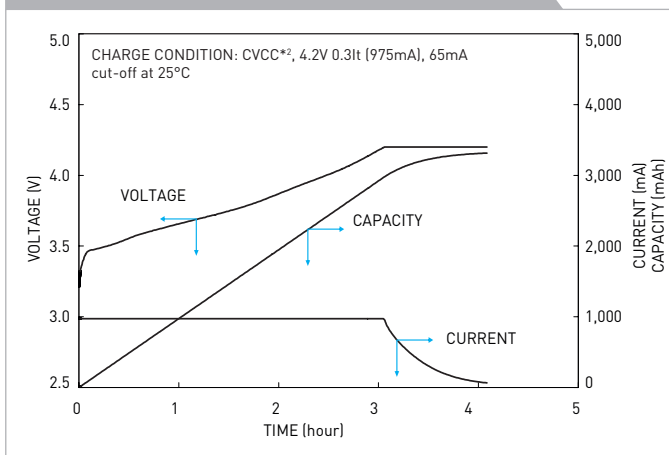
SPECIFICATIONS

Model number	NCR-18650B
Nominal voltage (V)	3.6
Nominal capacity* ¹ - Minimum (mAh)	3,250
Nominal capacity* ¹ - Typical (mAh)	3,350
Dimensions - Diameter (mm)	18.5
Dimensions - Height (mm)	65.3
Approx. weight (g)	47.5

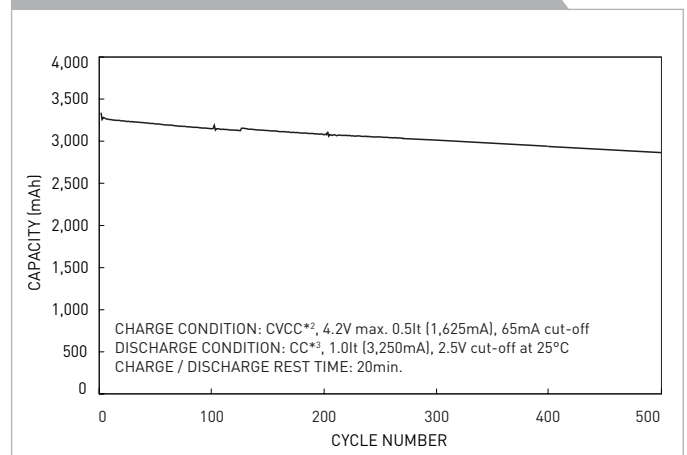
TYPICAL DISCHARGE CHARACTERISTICS



TYPICAL CHARGE CHARACTERISTICS



TYPICAL CYCLE CHARACTERISTICS



*¹ Charge: Constant Voltage / Constant Current, 4.2V, max. 1,625mA, 65mA cut-off; Discharge: Constant Current, 650mA, 2.5V cut-off; Temperature: 25°C

*² CVCC: Constant Voltage / Constant Current *³ CC: Constant Current

⚠ Notice to Readers

We are unable to support single cell business or accept orders from consumers. We design Lithium-Ion battery packs including a suitable safety unit device based on the technical specification of the customer. Due to the need for careful review when selecting Lithium-Ion battery solutions please contact your local Panasonic Sales Office. In order to avoid a lack of supply please check the battery availability with your Panasonic sales team before design-in.